

Lecture 4: Graphical Models

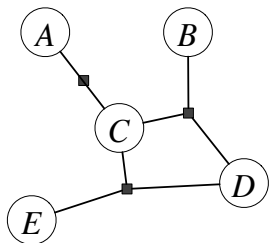
4F13: Machine Learning

Zoubin Ghahramani and Carl Edward Rasmussen

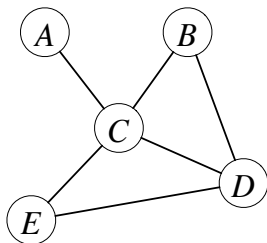
Department of Engineering
University of Cambridge

<http://mlg.eng.cam.ac.uk/teaching/4f13/>

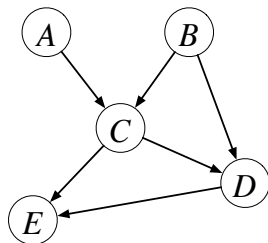
Three main kinds of graphical models



factor graph



undirected graph



directed graph

- Nodes correspond to random variables
- Edges represent statistical dependencies between the variables

Why do we need graphical models?

- Graphs are an **intuitive** way of representing and visualising the relationships between many variables. (Examples: family trees, electric circuit diagrams, neural networks)
- A graph allows us to abstract out the **conditional independence** relationships between the variables from the details of their parametric forms. Thus we can answer questions like: “Is A dependent on B given that we know the value of C ?” just by looking at the graph.
- Graphical models allow us to define general **message-passing algorithms** that implement probabilistic inference efficiently. Thus we can answer queries like “What is $P(A|C = c)$?” without enumerating all settings of all variables in the model.

Graphical models = statistics \times graph theory \times computer science.

Conditional Independence

Conditional Independence:

$$X \perp\!\!\!\perp Y|V \Leftrightarrow p(X|Y, V) = p(X|V)$$

when $p(Y, V) > 0$. Also

$$X \perp\!\!\!\perp Y|V \Leftrightarrow p(X, Y|V) = p(X|V) p(Y|V)$$

In general we can think of conditional independence between **sets of variables**:

$$X \perp\!\!\!\perp Y|V \Leftrightarrow p(X, Y|V) = p(X|V) p(Y|V)$$

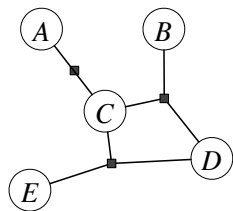
Marginal Independence:

$$X \perp\!\!\!\perp Y \Leftrightarrow X \perp\!\!\!\perp Y|\emptyset \Leftrightarrow p(X, Y) = p(X) p(Y)$$

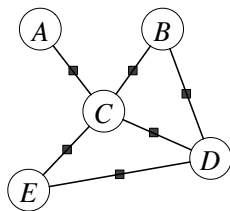
Conditional and Marginal Independence (Examples)

- Amount of Speeding Fine $\perp\!\!\!\perp$ Type of Car | Speed
- Lung Cancer $\perp\!\!\!\perp$ Yellow Teeth | Smoking
- $(\text{Position, Velocity})_{t+1} \perp\!\!\!\perp (\text{Position, Velocity})_{t-1} \mid (\text{Position, Velocity})_t, \text{Acceleration}_t$
- Child's Genes $\perp\!\!\!\perp$ Grandparents' Genes | Parents' Genes
- Ability of Team A $\perp\!\!\!\perp$ Ability of Team B
- **not** (Ability of Team A $\perp\!\!\!\perp$ Ability of Team B | Outcome of A vs B Game)

Factor Graphs



(a)



(b)

Two types of nodes:

- The circles in a factor graph represent random variables (e.g. A).
- The filled dots represent factors in the joint distribution (e.g. $g_1(\cdot)$).

$$(a) P(A, B, C, D, E) = \frac{1}{Z} g_1(A, C) g_2(B, C, D) g_3(C, D, E)$$

$$(b) P(A, B, C, D, E) = \frac{1}{Z} g_1(A, C) g_2(B, C) g_3(C, D) g_4(B, D) g_5(C, E) g_6(D, E)$$

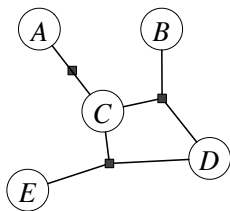
The g_i are non-negative functions of their arguments, and Z is a normalization constant.

E.g. in (a), if all variables are discrete and take values in $\mathcal{A} \times \mathcal{B} \times \mathcal{C} \times \mathcal{D} \times \mathcal{E}$:

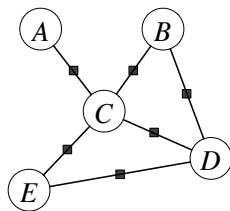
$$Z = \sum_{a \in \mathcal{A}} \sum_{b \in \mathcal{B}} \sum_{c \in \mathcal{C}} \sum_{d \in \mathcal{D}} \sum_{e \in \mathcal{E}} g_1(A = a, C = c) g_2(B = b, C = c, D = d) g_3(C = c, D = d, E = e)$$

Two nodes are **neighbors** if they share a common factor.

Factor Graphs



(a)



(b)

The circles in a factor graph represent random variables.
The filled dots represent factors in the joint distribution.

$$(a) P(A, B, C, D, E) = \frac{1}{Z} g_1(A, C) g_2(B, C, D) g_3(C, D, E)$$

$$(b) P(A, B, C, D, E) = \frac{1}{Z} g_1(A, C) g_2(B, C) g_3(C, D) g_4(B, D) g_5(C, E) g_6(D, E)$$

Two nodes are **neighbors** if they share a common factor.

Definition: A *path* is a sequence of neighboring nodes.

Fact: $X \perp\!\!\!\perp Y \mid \mathcal{V}$ if **every path** between X and Y contains some node $V \in \mathcal{V}$

Corollary: Given the neighbors of X , the variable X is **conditionally independent** of all other variables: $X \perp\!\!\!\perp Y \mid \text{ne}(X)$, $\forall Y \notin \{X \cup \text{ne}(X)\}$

Proving Conditional Independence

Assume:

$$p(X, Y, V) = \frac{1}{Z} g_1(X, V) g_2(Y, V),$$

$$(1)$$

We want to show conditional independence:

$$X \perp\!\!\!\perp Y | V \Leftrightarrow p(X|Y, V) = p(X|V) \quad (2)$$

Summing (1) over X we get:

$$p(Y, V) = \frac{1}{Z} \left[\sum_X g_1(X, V) \right] g_2(Y, V) \quad (3)$$

Dividing (1) by (3) we get:

$$p(X|Y, V) = \frac{g_1(X, V)}{\sum_X g_1(X, V)} \quad (4)$$

Since the rhs. of (4) doesn't depend on Y , it follows that X is independent of Y given V .

Therefore factorization (1) implies conditional independence (2).

Undirected Graphical Models

In an **Undirected Graphical Model**, the joint probability over all variables can be written in a factored form:

$$P(\mathbf{x}) = \frac{1}{Z} \prod_j g_j(\mathbf{x}_{C_j})$$

where $\mathbf{x} = (x_1, \dots, x_K)$, and

$$C_j \subseteq \{1, \dots, K\}$$

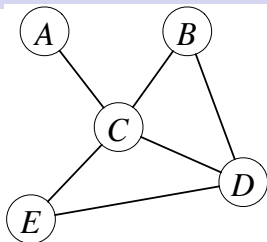
are subsets of the set of all variables, and $\mathbf{x}_S \equiv (x_k : k \in S)$.

Graph Specification: Create a node for each variable. Connect nodes i and k if there exists a set C_j such that both $i \in C_j$ and $k \in C_j$. These sets form the *cliques* of the graph (fully connected subgraphs).

Note: Undirected Graphical Models are also called *Markov Networks*.

Very similar to factor graphs.

Undirected Graphical Models



$$P(A, B, C, D, E) = \frac{1}{Z} g_1(A, C) g_2(B, C, D) g_3(C, D, E)$$

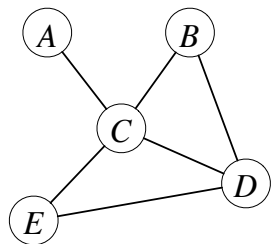
Fact: $X \perp\!\!\!\perp Y \mid \mathcal{V}$ if every path between X and Y contains some node $V \in \mathcal{V}$

Corollary: Given the neighbors of X , the variable X is conditionally independent of all other variables: $X \perp\!\!\!\perp Y \mid \text{ne}(X)$, $\forall Y \notin \{X \cup \text{ne}(X)\}$

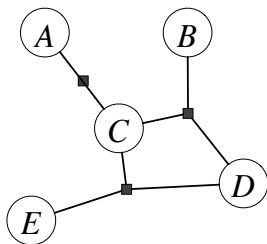
Markov Blanket: \mathcal{V} is a Markov Blanket for X iff $X \perp\!\!\!\perp Y \mid \mathcal{V}$ for all $Y \notin \{X \cup \mathcal{V}\}$.

Markov Boundary: minimal Markov Blanket $\equiv \text{ne}(X)$ for undirected graphs and factor graphs

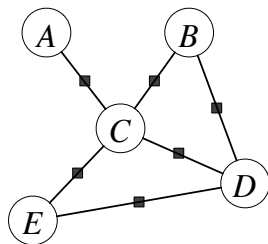
Comparing Undirected Graphs and Factor Graphs



(a)



(b)



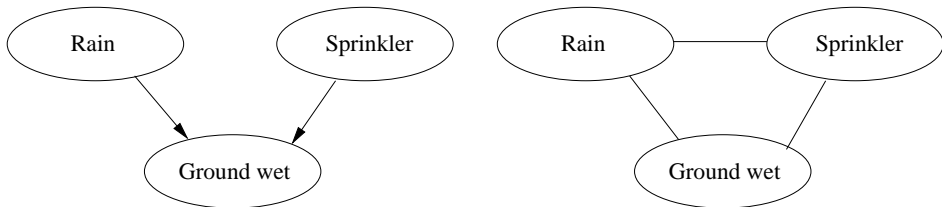
(c)

All nodes in (a), (b), and (c) have exactly the same neighbors and therefore these three graphs represent exactly the same conditional independence relationships. (c) *also* represents the fact that the probability factors into a product of pairwise functions.

Consider the case where each variables is discrete and can take on K possible values. Then the functions in (a) and (b) are tables with $\mathcal{O}(K^3)$ cells, whereas in (c) they are $\mathcal{O}(K^2)$.

Problems with Undirected Graphs and Factor Graphs

In UGs and FGs, many useful independencies are unrepresented—two variables are connected merely because some other variable depends on them:

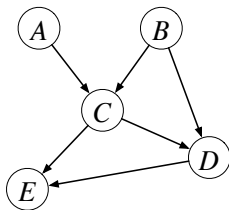


This highlights the difference between **marginal independence** and **conditional independence**.

R and S are marginally independent (i.e. given nothing), but they are conditionally dependent given G.

“**Explaining Away**”: Observing that the spinkler is on, would explain away the observation that the ground was wet, making it less probable that it rained.

Directed Acyclic Graphs (Bayesian Networks)



A DAG Model / Bayesian network¹ corresponds to a factorization of the joint probability distribution:

$$p(A, B, C, D, E) = p(A)p(B)p(C|A, B)p(D|B, C)p(E|C, D)$$

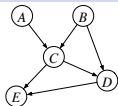
In general:

$$p(X_1, \dots, X_n) = \prod_{i=1}^n p(X_i | X_{\text{pa}(i)})$$

where $\text{pa}(i)$ are the **parents** of node i .

¹“Bayesian networks” can and often are learned using non-Bayesian (i.e. frequentist) methods; Bayesian networks (i.e. DAGs) do not require that parameter or structure learning use Bayesian methods.

Moralisation test for conditional independence



(Lauritzen et al, 1990; Cowell et al, 1999)

The basic idea is to turn the directed acyclic graph (DAG) into an undirected graph (UG) and then do a simple test on the UG.

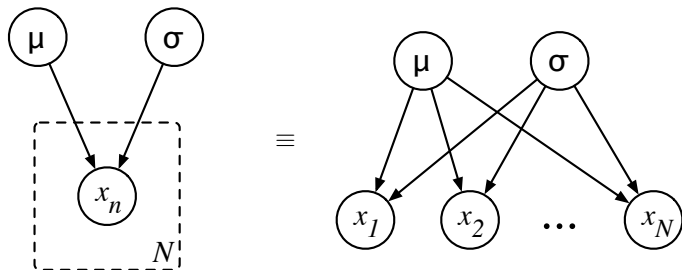
Consider determining if $X \perp\!\!\!\perp Y | \mathcal{V}$?²

- **Ancestral graph:** Remove from the DAG any node which is neither in $X \cup Y \cup \mathcal{V}$ nor an ancestor of a node in this set, together with any edges in or out of such nodes.
- **Moralisation:** Add a line between any two nodes which have a common child but are not already connected by an arrow. Remove remaining arrowheads.
- **Separation:** Apply the separation criterion for undirected graphs to determine if all paths from X to Y are blocked by \mathcal{V} . If so, then $X \perp\!\!\!\perp Y | \mathcal{V}$.

Corollary: Markov Boundary for X : $\{\text{parents}(X) \cup \text{children}(X) \cup \text{parents-of-children}(X)\}$.

²Text paraphrased from (Dawid 2001)

Directed Graphs for Statistical Models: Plate Notation



A data set of N points generated from a Gaussian:

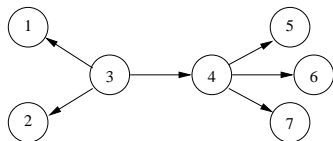
$$p(x_1, \dots, x_N, \mu, \sigma) = p(\mu)p(\sigma) \prod_{n=1}^N p(x_n | \mu, \sigma)$$

Summary

- Three kinds of graphical models: directed, undirected, factor (there *are* other important classes, e.g. directed mixed graphs)
- Marginal and conditional independence
- Markov boundaries and separation tests for independence
- Plate notation

Appendix

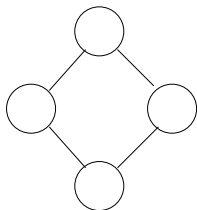
From Directed Trees to Undirected Trees



$$\begin{aligned} p(x_1, x_2, \dots, x_7) &= p(x_3)p(x_1|x_3)p(x_2|x_3)p(x_4|x_3)p(x_5|x_4)p(x_6|x_4)p(x_7|x_4) \\ &= \frac{p(x_1, x_3)p(x_2, x_3)p(x_3, x_4)p(x_4, x_5)p(x_4, x_6)p(x_4, x_7)}{p(x_3)p(x_3)p(x_4)p(x_4)p(x_4)} \\ &= \frac{\text{product of cliques}}{\text{product of clique intersections}} \\ &= g_1(x_1, x_3)g_2(x_2, x_3)g_3(x_3, x_4)g_4(x_4, x_5)g_5(x_4, x_6)g_6(x_4, x_7) = \\ &= \prod_i g_i(C_i) \end{aligned}$$

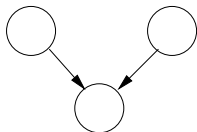
Any directed tree can be converted into an undirected tree representing the same conditional independence relationships, and viceversa.

Expressive Power of Directed and Undirected Graphs



No Directed Graph (Bayesian network) can represent these and only these independencies

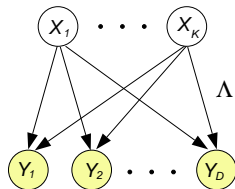
No matter how we direct the arrows there will always be two non-adjacent parents sharing a common child \implies dependence in Directed Graph but independence in Undirected Graph.



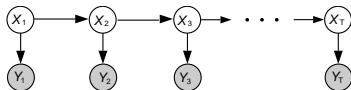
No Undirected Graph or Factor Graph can represent these and only these independencies

Directed graphs are better at expressing causal generative models, undirected graphs are better at representing soft constraints between variables.

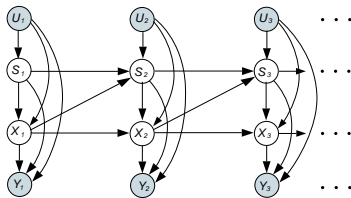
Appendix: Some Examples of Directed Graphical Models



factor analysis
probabilistic PCA



hidden Markov models
linear dynamical systems



switching state-space models

Appendix: Examples of Undirected Graphical Models

- Markov Random Fields (used in Computer Vision)



- Exponential Language Models (used in Speech and Language Modelling)

$$p(s) = \frac{1}{Z} p_0(s) \exp \left\{ \sum_i \lambda_i f_i(s) \right\}$$

- Products of Experts (widely applicable)

$$p(\mathbf{x}) = \frac{1}{Z} \prod_j p_j(\mathbf{x}|\theta_j)$$

- Boltzmann Machines (a kind of Neural Network/Ising Model)



Appendix: Clique Potentials and Undirected Graphs

Definition: a *clique* is a fully connected subgraph. By clique we usually mean maximal clique (i.e. not contained within another clique)

C_i denotes the set of variables in the i^{th} clique.

$$p(x_1, \dots, x_K) = \frac{1}{Z} \prod_i g_i(\mathbf{x}_{C_i})$$

where $Z = \sum_{x_1 \dots x_K} \prod_i g_i(\mathbf{x}_{C_i})$ is the normalization.

Associated with each clique C_i is a non-negative function $g_i(\mathbf{x}_{C_i})$ which measures “compatibility” between settings of the variables.

Example: Let $C_1 = \{A, C\}$, $A \in \{0, 1\}$, $C \in \{0, 1\}$

What does this mean?



Appendix: Hammersley–Clifford Theorem (1971)

Theorem: A probability function p formed by a normalized product of positive functions on cliques of G is a Markov Field relative to G .

Definition: The distribution p is a *Markov Field relative to* G if all conditional independence relations represented by G are true of p .

G represents the following CI relations: If $V \in \mathcal{V}$ lies on *all* paths between X and Y in G , then $X \perp\!\!\!\perp Y \mid V$.

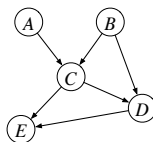
Proof: We need to show that if p is a product of functions on cliques of G then a variable is conditionally independent of its non-neighbors in G given its neighbors in G . That is: $ne(x_\ell)$ is a Markov Blanket for x_ℓ . Let $x_m \notin \{x_\ell \cup ne(x_\ell)\}$

$$\begin{aligned} p(x_\ell, x_m, \dots) &= \frac{1}{Z} \prod_i g_i(\mathbf{x}_{C_i}) = \frac{1}{Z} \prod_{i: \ell \in C_i} g_i(\mathbf{x}_{C_i}) \prod_{j: \ell \notin C_j} g_j(\mathbf{x}_{C_j}) \\ &= \frac{1}{Z'} f_1(x_\ell, ne(x_\ell)) f_2(ne(x_\ell), x_m) = \frac{1}{Z''} p(x_\ell | ne(x_\ell)) p(x_m | ne(x_\ell)) \end{aligned}$$

It follows that:

$$p(x_\ell, x_m | ne(x_\ell)) = p(x_\ell | ne(x_\ell)) p(x_m | ne(x_\ell)) \Leftrightarrow x_\ell \perp\!\!\!\perp x_m | ne(x_\ell).$$

Appendix: D-Separation for DAGs



Semantics: $X \perp\!\!\!\perp Y \mid \mathcal{V}$ if \mathcal{V} **d-separates** X from Y ³.

Definition: \mathcal{V} **d-separates** X from Y if *every* undirected path⁴ between X and Y is **blocked** by \mathcal{V} . A path is blocked by \mathcal{V} if there is a node W on the path such that either:

- 1 W has converging arrows along the path ($\rightarrow W \leftarrow$)⁵ and neither W nor its descendants are observed (in \mathcal{V}), or
- 2 W does not have converging arrows along the path ($\rightarrow W \rightarrow$ or $\leftarrow W \rightarrow$) and W is observed ($W \in \mathcal{V}$).

Corollary: Markov Boundary for X :

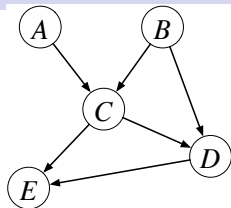
$\{\text{parents}(X) \cup \text{children}(X) \cup \text{parents-of-children}(X)\}$.

³See also the “Bayes Ball” algorithm in the Appendix

⁴An undirected path ignores the direction of the edges.

⁵Note that converging arrows *along the path* only refers to what happens on that path.

Examples of D-Separation in DAGs

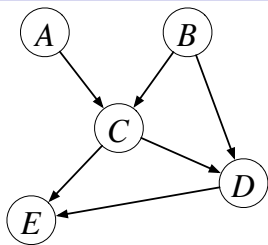


Examples:

- $A \perp\!\!\!\perp B$ since $A \rightarrow C \leftarrow B$ is blocked₁ by C , $A \rightarrow C \rightarrow D \leftarrow B$ is blocked₁ by D , etc.
- **not** $(A \perp\!\!\!\perp B | C)$ since $A \rightarrow C \leftarrow B$ is not blocked.
- $A \perp\!\!\!\perp D | \{B, C\}$ since $A \rightarrow C \rightarrow D$ is blocked₂ by C , $A \rightarrow C \leftarrow B \rightarrow D$ is blocked₂ by B , and $A \rightarrow C \rightarrow E \leftarrow D$ is blocked₂ by C .
- **not** $(A \perp\!\!\!\perp B | E)$ since $A \rightarrow C \leftarrow B$ is not blocked.

Note that it is the *absence of edges* that conveys conditional independence.

Appendix: The “Bayes-ball” algorithm



Game: can you get a ball from X to Y without being blocked by \mathcal{V} ?

Depending on the direction the ball came from and the type of node, the ball can **pass through** (from a parent to all children, from a child to all parents), **bounce back** (from any parent to all parents, or from any child to all children), or be **blocked**.

- An unobserved (hidden) node ($W \notin \mathcal{V}$) passes balls through but also bounces back balls from children.
- An observed (given) node ($W \in \mathcal{V}$) bounces back balls from parents but blocks balls from children.